

# Q3 2018 Performance

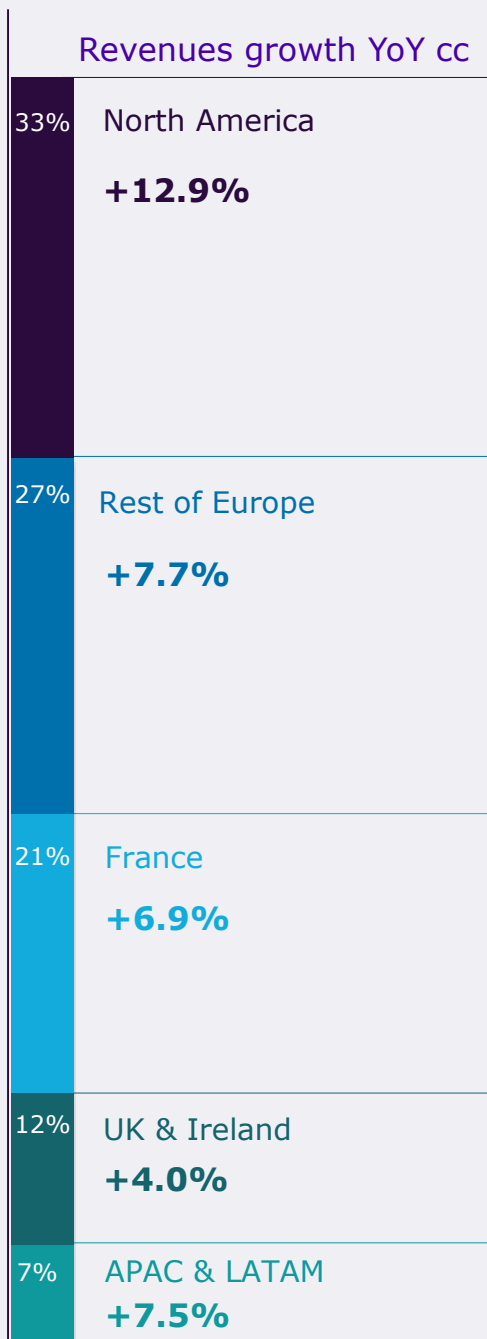


## Q3 Revenues 2018

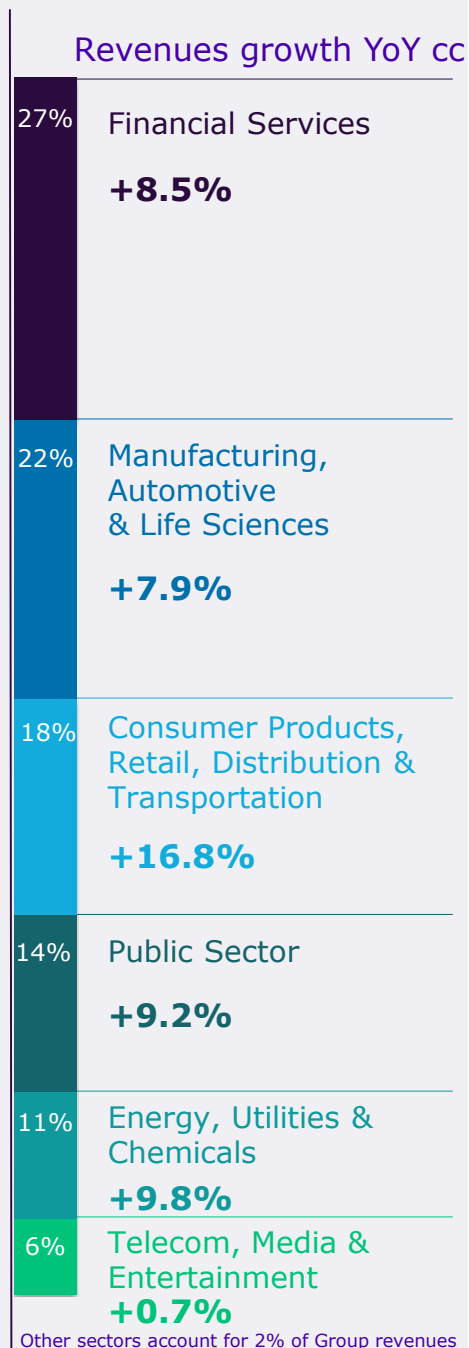
**€3,228m**

**+8.7% YoY cc\***

### REGIONS



### SECTORS



### DIGITAL & CLOUD REVENUES

**+more than 20%**  
YoY cc

Account for about  
**45%**  
of Group revenues

### BOOKINGS

**€2,808m**

### HEADCOUNT

**208,800**

+5.1% YoY  
57% offshore

YoY cc: Year-on-Year at constant currencies.

\*The terms and alternative performance measures marked with an (\*) are defined and/or reconciled in the appendix to the press release

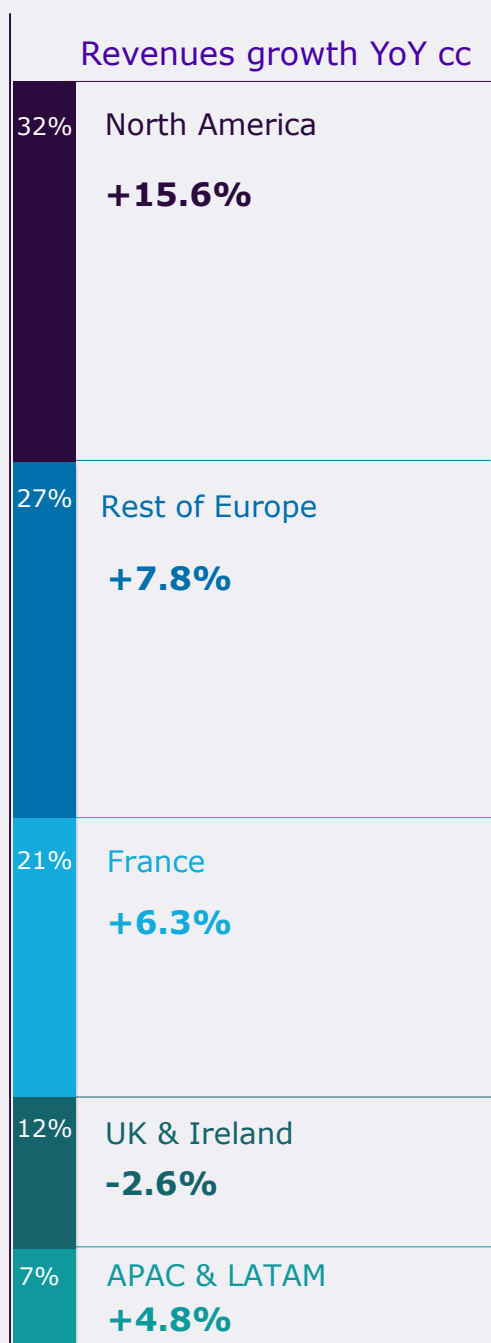
For more information, see the press release on <https://www.capgemini.com/results>

## Q3 YTD Revenues 2018

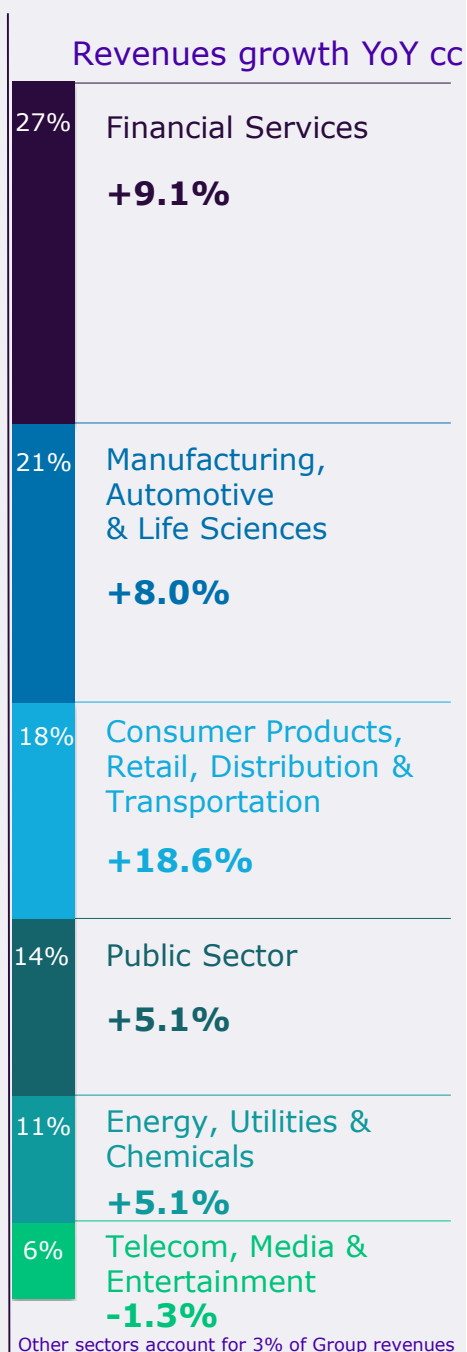
**€9,695m**

**+8.2% YoY cc\***

### REGIONS



### SECTORS



### DIGITAL & CLOUD REVENUES

**+more than 20%**  
YoY cc

Account for about  
**45%**  
of Group revenues

### BOOKINGS

**€9,449m**

### HEADCOUNT

**208,800**

+5.1% YoY  
57% offshore

**YoY cc:** Year-on-Year at constant currencies.

\*The terms and alternative performance measures marked with an (\*) are defined and/or reconciled in the appendix to the press release

For more information, see the press release on <https://www.capgemini.com/results>